


34

67

27

81



© www.lehrerlogbuch.de



© www.lehrerlogbuch.de



© www.lehrerlogbuch.de






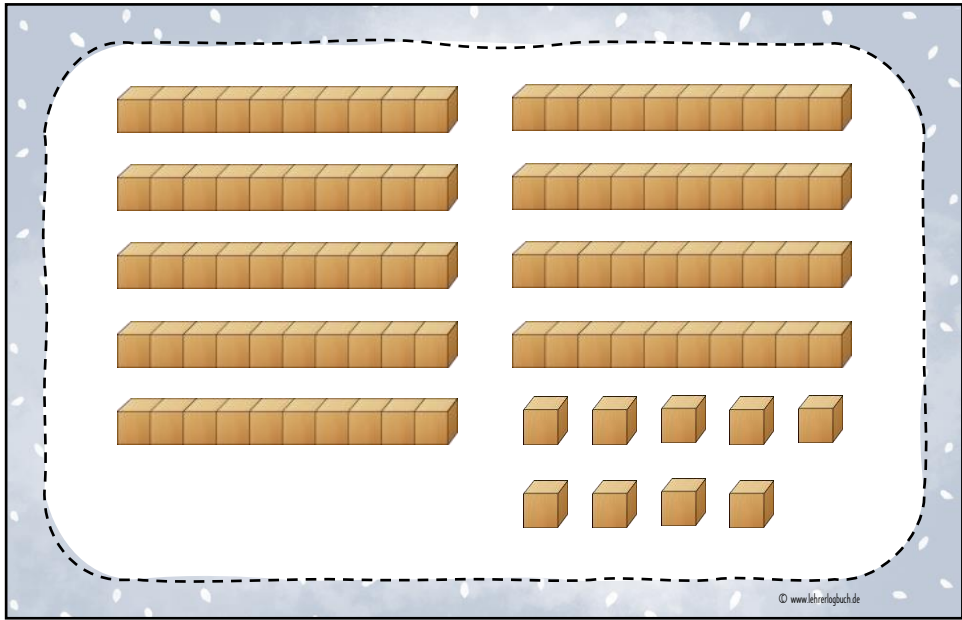
© www.lehrerlogbuch.de

55

100

40

20



45

98

17

62

A worksheet for subtraction using base ten blocks. On the left, there are five horizontal rods, each composed of ten small cubes, representing the number 50. On the right, there are four individual small cubes, representing the number 4. The entire scene is enclosed in a dashed-line border.

© www.lehrerlogbuch.de

A worksheet for subtraction using base ten blocks. On the left, there are five horizontal rods, each composed of ten small cubes, representing the number 50. On the right, there are nine individual small cubes, representing the number 9. The entire scene is enclosed in a dashed-line border.

© www.lehrerlogbuch.de

A worksheet for subtraction using base ten blocks. On the left, there are five horizontal rods, each composed of ten small cubes, representing the number 50. On the right, there are eleven individual small cubes, representing the number 11. The entire scene is enclosed in a dashed-line border.

© www.lehrerlogbuch.de

A worksheet for subtraction using base ten blocks. On the left, there are three horizontal rods, each composed of ten small cubes, representing the number 30. On the right, there are sixteen individual small cubes, representing the number 16. The entire scene is enclosed in a dashed-line border.

© www.lehrerlogbuch.de

58

84

36

76

Vielen Dank, dass du dich für mein Material entschieden hast!

Dieses Material stammt von www.lehrerlogbuch.de (Laura Griesbach).

Bilder/cliparts:

Worksheetcrafter

Hintergrund:

Little Clipart Factory (<https://eduki.com/de/autor/491059/little-clipart-factory>)

Schriftarten:

Gruschudru basic

Bitte beachte die **Nutzungsbedingungen:**

Du darfst das vorliegende Material für deinen Unterricht verwenden. Du darfst es nicht gewerblich nutzen und du darfst es nicht über soziale Netzwerke, Dropbox und ähnliche Dienste verbreiten und weitergeben. Damit verletzt du das Urheberrecht.

Wenn dir das Material gefällt, würde ich mich sehr über einen Kommentar auf meinem Blog freuen. Du kannst mich auch bei Instagram [@lehrer.logbuch](https://www.instagram.com/lehrer.logbuch) verlinken.